



# AGENDA

## **Annual Action Plan FY2026 - Public Meetings**

Wednesday, April 22, 2026, 5:00 PM

Little Haiti Cultural Center, Large Art Room

&

Wednesday, April 27, 2026, 5:00 PM

Miami City Hall, Commission Chambers

---

### **1. Introduction**

### **2. Action Plan – What is it?**

- ✓ Assistant Director, Department of Housing and Community Development – Roberto Tazoe
- ✓ Citizen Participation Process
- ✓ Programs covered under the Action Plan

### **3. Public Comments**

The meeting will open for live public input to identify the City’s needs in the areas of economic development, housing, public facilities and improvements, social services, and special needs populations

### **4. Adjournment**

Department of Housing and Community Development

**City of Miami – Department Housing & Community Development**  
**Public Hearing: Annual Action Plan FY2026**

Each year, the City of Miami is required to submit an Annual Action Plan to the U.S. Department of Housing and Urban Development (HUD) in accordance with federal regulations (24 CFR 91). This submission is essential for the City to remain eligible for key HUD formula grant programs, including the Community Development Block Grant (CDBG), Emergency Solutions Grant (ESG), HOME Investment Partnerships Program (HOME), and Housing Opportunities for Persons with AIDS (HOPWA).

The Annual Action Plan outlines the City’s priorities, strategies, and activities aimed at addressing critical housing, economic, and community development needs. It is prepared by the Department of Housing and Community Development through a collaborative process that fosters public engagement, encourages strategic planning, and reduces duplication of local efforts. Through this process, the City builds a unified vision for community development while also establishing measurable goals and objectives to track progress.

As part of the broader Five-Year Consolidated Plan, the Annual Action Plan functions as more than a compliance requirement—it is a strategic document that reflects the community’s aspirations for a better future. It provides:

- A comprehensive planning framework for community development activities;
- An application for federal funding under HUD’s grant programs;
- A strategy for implementing HUD-funded initiatives;
- And a performance benchmark for evaluating the City’s progress.

This public meeting has been convened to gather community input as we prepare the Action Plan for Fiscal Year 2026 (covering activities through September 30, 2027). Public participation is vital to ensure the plan reflects the needs, priorities, and values of the people it is designed to serve.

It is important to note that federal funding for these programs has significantly declined over the past two decades. For example, in 2002, the City of Miami received over \$12 million in CDBG funds. For FY2026, the City expects to receive approximately \$5 million—a reduction of nearly 58%. In light of these challenges, the City must carefully prioritize and allocate resources to maximize impact.

We encourage all attendees to share their insights and help shape a plan that reflects our community’s shared goals and vision for the future.

## Funding Fact Sheet

The Department of Housing and Community Development (“Department”) is responsible for operating all of the city’s housing assistance and community development programs. The following provides an overview of the funding sources the Department has available to support such activities:

### Federal Funding

#### **Community Development Block Grant (CDBG):**

Established in 1974 under the administration of President Richard Nixon, the Community Development Block Grant (CDBG) program provides vital federal funding to over 1,000 municipalities across the United States. Designed to support a wide range of community development activities, CDBG funds must primarily benefit low- and moderate-income individuals.

As an entitlement city, the City of Miami receives an annual CDBG allocation determined by a federal formula. This formula considers factors such as total population, the incidence of overcrowded housing, and poverty levels.

Federal guidelines stipulate that no more than 15% of a city’s CDBG allocation may be used for public services, such as job training, health care, or services for the elderly and homeless. The majority of funding is directed toward critical initiatives including economic development, public facilities and infrastructure improvements, and the creation and preservation of affordable housing. CDBG-funded projects are conceived and carried out locally, based on identified community needs and priorities. Over the past several decades, the program has earned strong, bipartisan support for its effectiveness in fostering job creation, expanding homeownership opportunities, revitalizing neighborhoods, and addressing the needs of the most vulnerable residents.

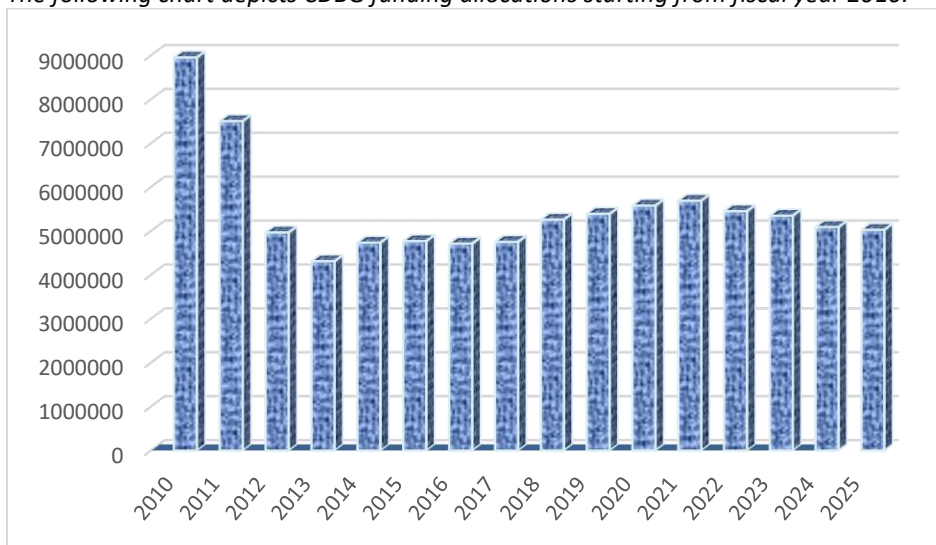
The following table and chart illustrate the trend in CDBG funding allocated to the City of Miami over recent years, highlighting both the program's impact and the ongoing fiscal challenges faced at the local level.

*City of Miami Total Federal Government Allocations*

<b>Fiscal Year</b>	<b>CDBG</b>	<b>HOME</b>	<b>HOPWA</b>	<b>ESG</b>
<b>2010-2011</b>	\$8,950,890	\$4,974,286	\$12,935,584	\$363,411
<b>2011-2012</b>	\$7,503,156	\$4,409,501	\$12,498,939	\$566,623
<b>2012-2013</b>	\$4,965,718	\$2,953,344	\$12,163,466	\$649,754
<b>2013-2014</b>	\$4,310,994	\$2,739,022	\$11,381,465	\$362,264
<b>2014-2015</b>	\$4,734,641	\$2,756,727	\$11,348,256	\$399,538
<b>2015-2016</b>	\$4,768,648	\$2,531,595	\$11,311,866	\$422,030
<b>2016-2017</b>	\$4,712,378	\$2,583,886	\$11,561,671	\$429,274

2017-2018	\$4,751,867	\$2,554,653	\$11,672,111	\$424,243
2018-2019	\$5,259,044	\$3,545,440	\$11,680,308	\$427,775
2019-2020	\$5,389,694	\$3,297,681	\$11,628,915	\$446,241
2020-2021	\$5,577,442	\$3,545,093	\$11,572,054	\$473,580
2021-2022	\$5,689,241	\$3,509,757	\$11,924,914	\$475,732
2022-2023	\$5,450,794	\$3,938,299	\$12,707,276	\$478,240
2023-2024	\$5,348,046	\$3,760,171	\$14,075,415	\$479,067
2024-2025	\$5,090,474	\$2,988,177	\$14,272,865	\$470,037
2025-2026	\$5,026,283	\$2,919,951	\$13,889,565	\$447,390
2026-2027	TBD	TBD	TBD	TBD

The following chart depicts CDBG funding allocations starting from fiscal year 2010:



### HOME Investment Partnership Program (HOME):

The HOME Investment Partnerships Program (HOME) was established to expand the supply of safe, decent, sanitary, and affordable housing for low- and very low-income households. In addition to directly supporting housing development, the program also helps strengthen the capacity of non-profit organizations that build and manage affordable housing.

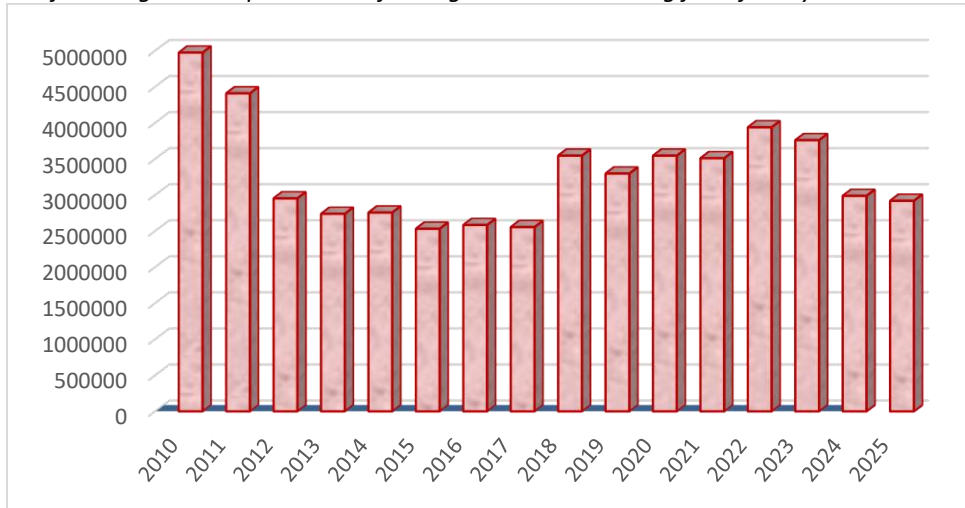
HOME funds are highly flexible and may be used for a range of housing-related activities that serve low-income individuals and families. These activities include:

- **Homebuyer Assistance Programs** – Providing support for down payment and closing costs, as well as funding for construction loans, rehabilitation, new construction, and eligible pre-development soft costs.

- **Rental Housing Development** – Offering construction loans, permanent financing, bridge loans, rehabilitation and new construction assistance, as well as pre-development costs and refinancing.
- **Housing Rehabilitation Programs** – Delivering grants, loans, interest subsidies, and loan guarantees to fund both hard and soft costs associated with the rehabilitation and preservation of existing housing stock.

By leveraging federal investment and working in partnership with local developers and community organizations, the HOME program plays a critical role in improving housing stability and promoting equitable development throughout the City of Miami.

The following chart depicts HOME funding allocations starting from fiscal year 2010:



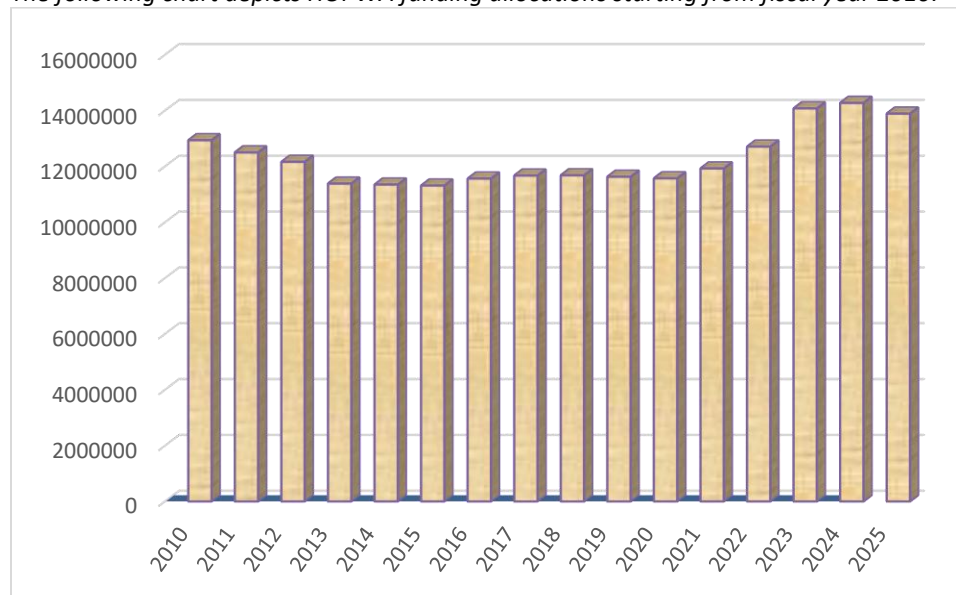
### **Housing Opportunities for People with AIDS (HOPWA):**

The City of Miami serves as the designated administrator of the HOPWA (Housing Opportunities for Persons with AIDS) formula grant for the entire Miami-Dade County area. Funded by the U.S. Department of Housing and Urban Development (HUD), the HOPWA program is designed to provide housing assistance and related supportive services to low-income individuals living with HIV/AIDS and their families.

The primary goal of the local HOPWA program is to ensure the availability of a comprehensive continuum of housing options to prevent homelessness and promote housing stability among this vulnerable population. Through this program, the City offers long term housing assistance to eligible clients and provides funding for temporary housing assistance as well.

Currently, the City of Miami supports over 700 individuals and families through the HOPWA program, reflecting its ongoing commitment to addressing housing insecurity and supporting public health within the community.

The following chart depicts HOPWA funding allocations starting from fiscal year 2010:



### Emergency Shelter/Solutions Grant (ESG):

The Emergency Solutions Grant (ESG) program is a federal formula grant that provides funding to support efforts aimed at reducing homelessness and improving the quality and availability of emergency shelter and supportive services for individuals and families experiencing homelessness.

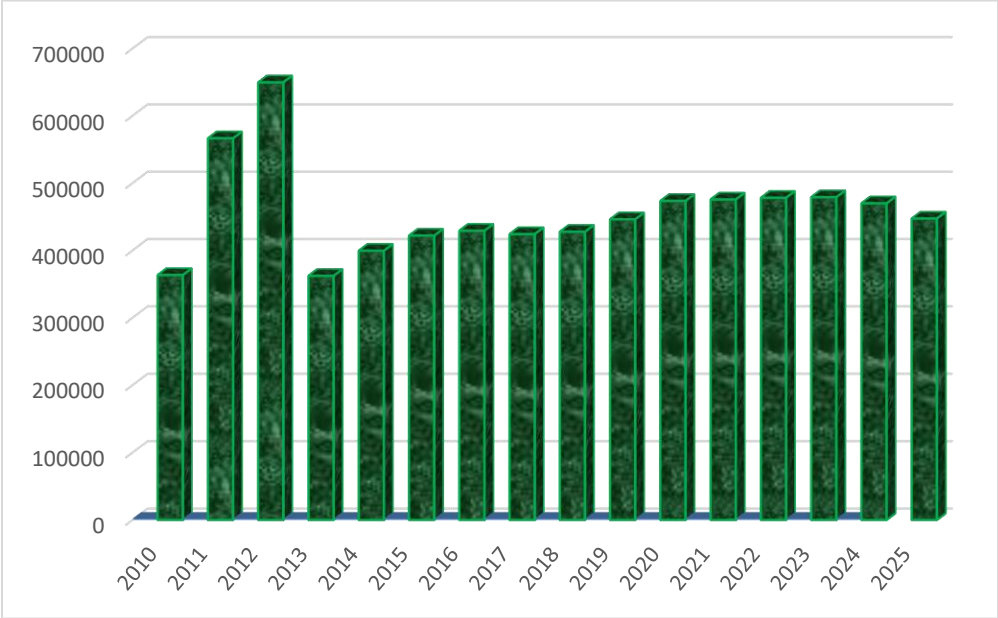
The program plays a critical role in helping people transition from homelessness to stable, independent living by funding essential services such as street outreach, rapid rehousing, and homelessness prevention. ESG funding allocations are determined annually based on the federal homeless assistance budget and overall demand within HUD’s McKinney-Vento Act programs.

While the operation of emergency shelters falls under the jurisdiction of Miami-Dade County, the City of Miami utilizes its ESG funds to support key services including:

- **Street Outreach** - to individuals experiencing homelessness
- **Rapid Rehousing** - assisting individuals and families in securing stable housing quickly

Through targeted use of ESG funds, the City of Miami contributes meaningfully to the regional effort to address homelessness and support vulnerable residents on their path toward long-term housing security.

The following chart depicts ESG funding allocations starting from fiscal year 2010:



## Activities Funded in FY2025

Agency	Description of Services	CDBG Funding
Allapattah Community Action, Inc.	Elderly Meals	\$ 133,658
Centro Mater Child Care Services, Inc.	Child Care Services	\$ 150,868
Family Action Network Movement, Inc.	Youth Services	\$ 50,000
Greater Miami Service Corps	Youth Services	\$22,000
Miami Police Athletic League	Youth Services	\$ 70,000
St. Alban's Day Nursery, Inc.	Child Care Services	\$ 21,500
Sunshine for All, Inc.	Elderly Meals	\$ 163,658
The Liberty City Optimist Club of Florida, Inc.	Youth Services	\$ 50,000
The Start Program, Inc.	Youth Services	\$ 31,500
The Sundari Foundation, Inc.	Homeless Services for Women	\$ 28,150
Thelma Gibson Health Initiative, Inc.	Elderly Services & Services for the Disabled	\$ 38,970
<b>Total CDBG Public Service Allocation:</b>		<b>\$ 760,304</b>

Agency	Description of Services	CDBG Funding
Department of Resiliency and Public Works	Street Improvements	\$ 573,423
Liberty City Community Revitalization Trust	Commercial Facade Program T/A	\$ 70,755
Prospera	Technical Assistance to Businesses	\$ 50,000
Sunshine for All, Inc.	Commercial Facade Program T/A	\$47,500
Commercial Façade Program Construction Costs	Hard Costs	\$ 770,000
<b>Total CDBG Economic Development Allocation:</b>		<b>\$ 1,511,678</b>